

Warewashing Small Pot & Pan Washer with Drain Pump & Detergent Dispenser - Marine

ITEM # _____

MODEL # _____

NAME # _____

SIS # _____

AIA # _____


**190898
(EPPWESGM6)**

Electric Pot&Pan Washer with electronic control, detergent and rinse aid dispenser - Marine

Short Form Specification

Item No. _____

304 AISI stainless steel front and side panels, wash tank, tank filter and wash and rinse arms. Double skinned insulated door divided in 2 parts with 180° frontal opening. N. 4 washing cycles.

Built-in atmospheric, insulated water boiler (10,5 kW), 18-liter capacity, combined with rinse booster pump guarantee a constant hot rinse temperature of 84°C. Boiler with 304 welding for protection against corrosion. Wash Safe Control assures the correct water temperature and pressure during the rinse phase to guarantee a perfect rinsing performance independent from the water pressure in the network (min. 0,5 bar).

High efficiency air gap (class A) in water inlet circuit to avoid water being syphoned back into the network as a result of a sudden drop in mains pressure. Fault auto-diagnosis system. Self-cleaning cycle. Drain pump, rinse aid and detergent dispenser included.

Pre-arrangements for connection to an Energy Management device and to an automatic detergent dispenser.

Supplied with flanged feet.

Cell dimensions mm670x710x570h.

Load capacity: n.3x1/1 GN.

For front-feed loading. IPX5 water protection.

Supplied with: n.1 basket in stainless steel and n.1 rack for containers and trays.

Main Features

- Available upon request, pre-arranged model for HACCP implementation (both basic as well as integrated system).
- Atmospheric insulated boiler combined with the rinse booster pump for perfect rinsing results (water temperature and pressure always constant during rinsing cycles), independent from the inlet water pressure.
- High efficiency air gap (class A) in water inlet circuit to avoid water being siphoned back into the network as a result of a sudden drop in main pressures.
- Open air gap in compliance with WRC regulations.
- 4 washing programs (one program is continual).
- Equipped with drain pump and built-in detergent dispenser for easy and quick installation without opening the machine.
- Easier access to the washing chamber thanks to the 180° frontal opening door.
- Requires limited space for opening thanks to the door divided in 2 sections.
- Self-cleaning cycle.
- Low noise level.
- Simple electronic control panel.
- Fault auto-diagnosis system.
- Simple service from the front.
- Green light of "WASH SAFE CONTROL" confirms that items have been rinsed properly.

Construction

- 304 stainless steel boiler with higher welding protection to increase resistance to corrosion.
- External connecting board protected by a waterproof plastic box.
- Unit to feature smooth surfaces to facilitate cleaning.
- Easy to remove pump and tank filters.
- Large strainer box above the water surface for frequent cleaning operations.
- Equipped with side washing arms in addition to upper and lower wash arms.
- 304 AISI stainless steel front and side panels, wash tank, tank filter and wash and rinse arms.
- Unit to feature rinse aid dispenser pump.

Sustainability



- Double skin insulated door to reduce heat dispersion.
- Pre-arranged to be connected to Energy Management device.

APPROVAL: _____



Electrolux
PROFESSIONAL

Warewashing
Small Pot & Pan Washer with Drain
Pump & Detergent Dispenser - Marine

Included Accessories

- 1 of Extra rack for containers and trays PNC 864182
- 1 of Stainless steel basket for pot washer, 688mm PNC 864191

Optional Accessories

- Filter for partial demineralization PNC 864017 ☐
- Kit to measure total and partial water hardness PNC 864050 ☐
- Extra rack for containers and trays PNC 864182 ☐
- Stainless steel basket for pot washer, 688mm PNC 864191 ☐
- Filter for total demineralization PNC 864367 ☐
- Kit for trays in Potwashers PNC 864471 ☐



Warewashing
Small Pot & Pan Washer with Drain Pump & Detergent Dispenser -
Marine
The company reserves the right to make modifications to the products
without prior notice. All information correct at time of printing.

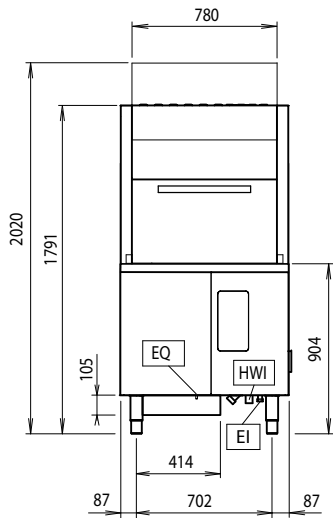
2025.07.01



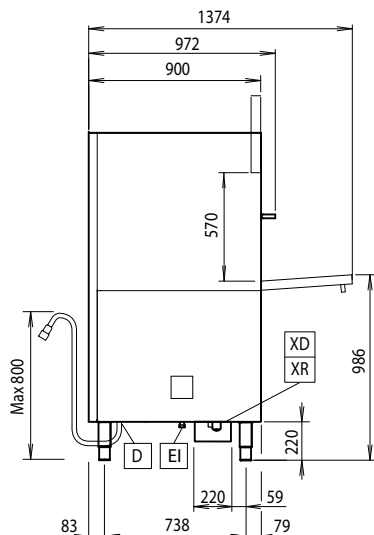
Electrolux
PROFESSIONAL

Warewashing Small Pot & Pan Washer with Drain Pump & Detergent Dispenser - Marine

Front

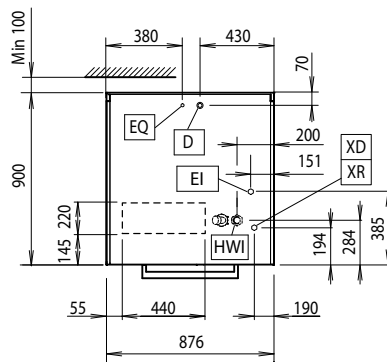


Side



- D = Drain
- EI = Electrical inlet (power)
- EO = Electrical Outlet
- HWI = Hot water inlet
- XD = Detergent connection
- XR = Rinse aid connection

Top



Electric

Supply voltage:	400 V/3 ph/60 Hz
Electrical power, max:	20 kW
Default Installed Power:	13 kW
Wash pump power:	2.5 kW

Water:

Pressure, min-max:	0.5-7 bar
Washing cycle electrical elements:	7 kW
Hot rinse cycle duration (sec.):	ISO 9001; ISO 14001
Water supply temperature*:	50 °C
Washing tank capacity (lt):	95
Boiler Capacity (lt):	18

Key Information:

Rinsing water consumption (per cycle):	7 lt
Washing cycle temperature:	55-65 °C
Hot rinse cycle temperature:	84 °C
N° of working cycles:	4 (180/360/540/inf)
Cell dimensions - width:	670 mm
Cell dimensions - depth:	710 mm
Cell dimensions - height:	570 mm
External dimensions, Width:	876 mm
External dimensions, Depth:	900 mm
External dimensions, Height:	1791 mm
Net weight:	200 kg
Shipping weight:	230 kg
Shipping height:	2030 mm
Shipping width:	1040 mm
Shipping depth:	1040 mm
Shipping volume:	2.2 m ³



Warewashing
Small Pot & Pan Washer with Drain Pump & Detergent Dispenser -
Marine
The company reserves the right to make modifications to the products
without prior notice. All information correct at time of printing.

2025.07.01